

Solidor

Leading the way in high quality composite doors

Italia

C O L L E C T I O N

Welcome

The Italia collection, from Solidor, is a new generation of truly contemporary designs that will add a touch of style to your home. Carefully designed and crafted from the finest materials, every door in the Italia collection has a definite style inspired by the Italian passion for design.

Each door is handmade in Staffordshire, ensuring that the finished product is of an outstanding quality and made as individual as can be. Choose from a range of glass styles and door furniture that has been carefully chosen with the latest fashion and designs in mind. All of the doors in the Italia collection are also available with Warwick Glass - hand made so no two pieces are ever the same.

As with any product from Solidor, you can be assured of our outstanding quality of solid laminate 48mm timber core composite doors that combine modern styling with high security locking systems. Each solid timber core is completely encapsulated within highly durable plastic edge banding and two thermo plastic skins, which guarantee to protect the appearance of your door for many years to come.

Our doors are as solid and as secure as can be. All of our composite doors conform to PAS 23 – 1:1999 and PAS 24 – 1:1999 standards of weatherability and security.

All of our multi-point locking options are "secure-by-design".



The Italia collection...



A comprehensive range.



The Solidor green promise



At Solidor we are committed to doing our part in helping the environment, believing that the future of our planet is important, not only for ourselves, but for the future of our children. That's why we minimise our waste and run an extensive recycling programme. We recycle all of our packaging, polystyrene, cardboard, PVC-u, timber, paper, aluminium and steel and all of the timbers used in our doors are harvested from forests that are managed to meet the social, economic and ecological needs of present and future generations.

Our door outer frame is manufactured with 5 chambers for optimum insulation values and our door leaf is 48mm - 10% thicker than the standard door leaf, which helps to keep the warmth in your home.

Our composite door slabs are prepared and manufactured in the United Kingdom at our factory in Staffordshire to reduce the carbon footprint of our production system. Our Kömmerling door frame is the first PVC-u system which is lead free and thus minimises the impact on the environment. Furthermore all of the off-cuts of our PVC-u outer frames are recycled to be used again in various other products. We also share our transport with our sister company to minimise our emission on the roads.

Solidor, composite doors not only help to keep your home warm and secure but you are also rest assured in the knowledge that your door is as safe and as green as it can be.



KÖMMERLING®

recycline

greenline

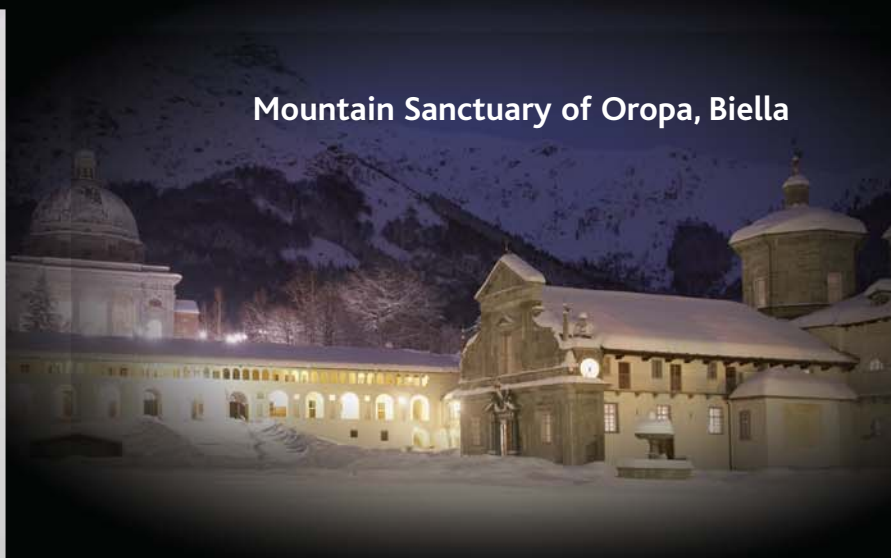


Biella & Bologna

Florence & Brescia



Biella in White with Chrome finish handle and multi point locking



Mountain Sanctuary of Oropa, Biella



Bologna in Rosewood with Rosewood frame, ES 24 door handle and key only security locking option

Blue Solid



Cream Solid




Palazzo Vecchio, Florence




Brescia in White with ES 3 door handle and key only security locking option



Florence in Green with ES 21 door handle and key only security locking option



Architecture in Bologna



Scaliger Castle, Brescia

Milano & Genoa

Modena & Naples



Milano in Anthracite Grey with ES 3 door handle and key only security locking option




The Galleria, Milano



Ducal Palace, Modena



Modena in Anthracite Grey with ES 24 door handle and key only security locking option



San Lorenzo Cathedral, Genoa



Genoa in oak with oak frame, Chrome finish handle and multi point locking

Green Solid



Red Solid



Naples in Anthracite Grey with Chrome finish handle and multi point locking with Bulls Eye glass option

Castellammare Harbor, Naples



Pisa & Roma

Siena, Sorrento & Ancona



The Leaning Tower, Pisa



Piazza Del Campo, Siena



Siena in Anthracite Grey with ES 23 door handle, abstract glass and key only security locking option

Pisa in Black with Black frame with ES 23 door handle, abstract glass and key only security locking option



Roma in Black with Black frame with ES 21 Door handle and key only security locking option

White Solid



Ancona in Red with EK 77 door handle and key only security locking option



Sorrento in Cream with ES 3 door handle and key only security locking option



The Colosseum, Rome



Marina Grande, Sorrento

Turin, Venice & Messina Accessories



Turin In Cream with abstract glass, Chrome finish handle and multi point locking



Palace of Venaria, Turin



Venice in Blue with ES 3 door handle and key only security locking option



Messina in Black with Black frame, ES 3 Door handle and key only security locking option



Grande Canal, Venice

Standard multi point locking handle options



Affinity Door Pad Chrome

Affinity Door Handle Flint

Affinity Door Handle Chrome

Multi Point Lock Available with lever/lever handle or as a key only operation option




EY77



Standard Escutcheons for key only lock

Designer handle range for our key only operated multi point lock



EK53

EK53

ES21

ES3

ES23

ES24

With all of our designer handles, the inside of the door will be fitted with the EK53 pull unless a back to back option is chosen at an additional cost.



Abstract Glass Available in the Pisa, Turin and Siena doors



Satin Glass Available in all of our doors



Warwick Glass Available in all of our doors

Pilkington Texture Glass Warwick™

This design is unique amongst our patterns because it is produced using a different manufacturing method. Pilkington Texture Glass Warwick™ is a random pattern that is added along the central portion of the pane and this has implications when cutting the glass down into finished sizes.

It is possible with that, if a pane is small enough, it could be cut with no evidence of the pattern at all.

None of the Pilkington patterns are designed to have an orientation (an up side) but care needs to be taken with adjacent panes that the pattern direction is maintained. There is a linear nature to Pilkington Texture Glass Warwick™ and so householders should be aware that there could be aesthetic implications when choosing this design. Also, for the glass supplier the result may be that this pattern is less accommodating when cutting and may result in a greater proportion of seldedge from the original glass plate.

Solidor

Leading the way in high quality composite doors

www.solidor.co.uk